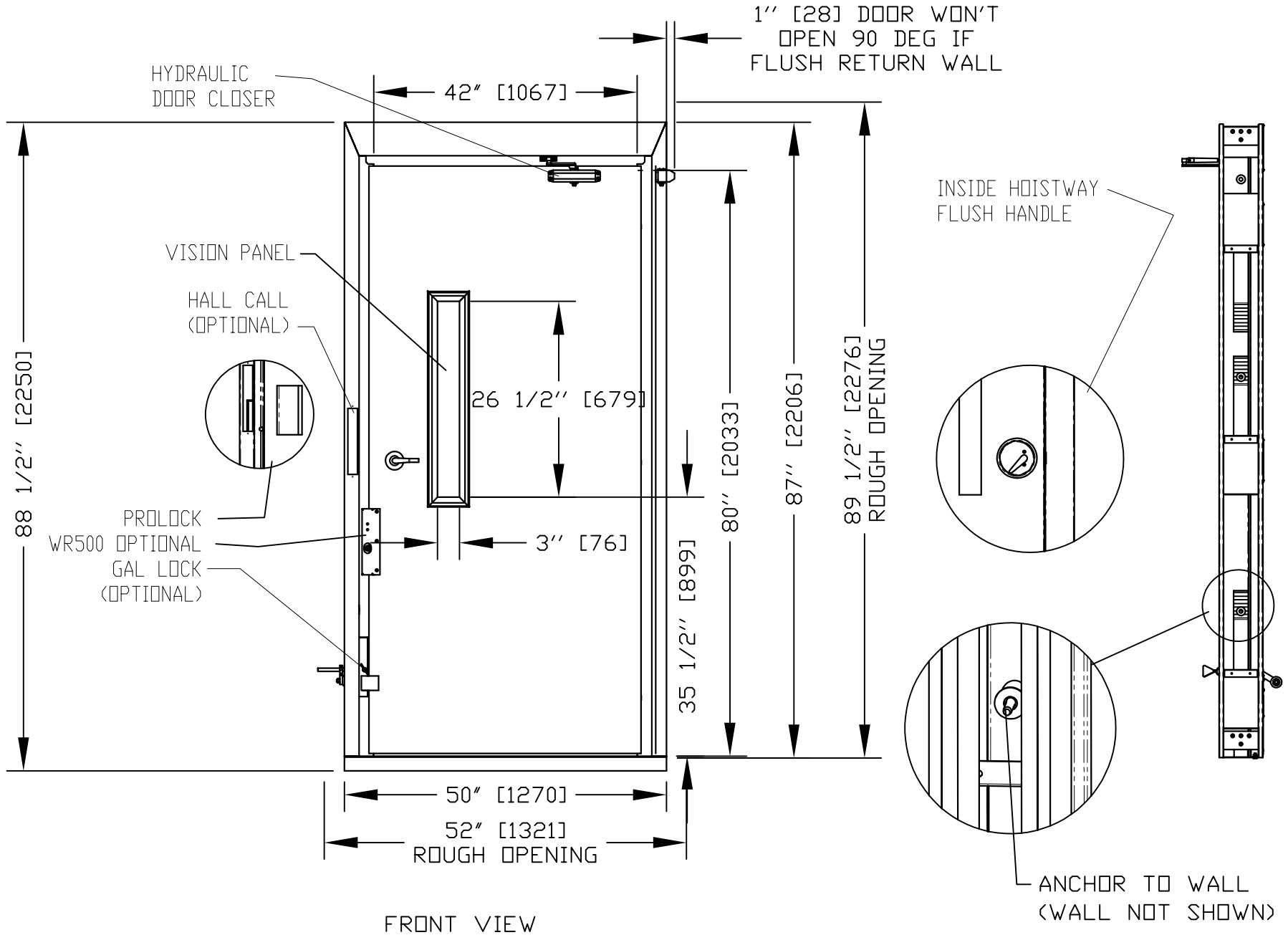

FRONT VIEW

NOTES:

A:) DRYWALL OR PARGING (BY OTHERS)AS REQ'D.

B:) SEE DATASHEET OF THE INSTALLATION DRAWING FOR LANDING ENTRANCE SCHEDULE AND RUNNING CLEARANCE.

C:) ALL INFORMATION IS SUBJECT TO CHANGE.

GENERAL INFORMATION:

- EACH LANDING ENTRANCE SHALL BE SUPPLIED AS A FINISHED ASSEMBLY WITH DOOR AND FRAME BLANKED, REINFORCED,DRILLED AND TAPPED FOR ALL COMPONENTS DETAILED, READY FOR INSTALLATION.
- FRAMES SHALL BE 16 GA.,FULLY WELDED CONSTRUCTION WITH ALL WELDED JOINTS GROUND TO A SMOOTH, UNIFORM FINISH,
- DOORS SHALL BE 18 GA., 2" THICK, SWINGING, FLUSH, STEEL REINFORCED CONSTRUCTION COMPLETE WITH GLASS LITE(S) AS INDICATED.
  DOORS/FRAMES FABRICATED WITH GALVANNEALED PRODUCT A40 COATED WITH PRIMER PAINT WITH SOME FACTORY APPLIED TOUCH-UP. REFER TO OUR INSTRUCTIONS IN MANUAL 000919 TO PAINT OVER THE PRIMER.
- 1.5 HOURS UL/ULC LABELLED ENTRANCES PROVIDED AS INDICATED.
- MANUAL DOOR: HYDRAULIC DOOR CLOSER PROVIDED.

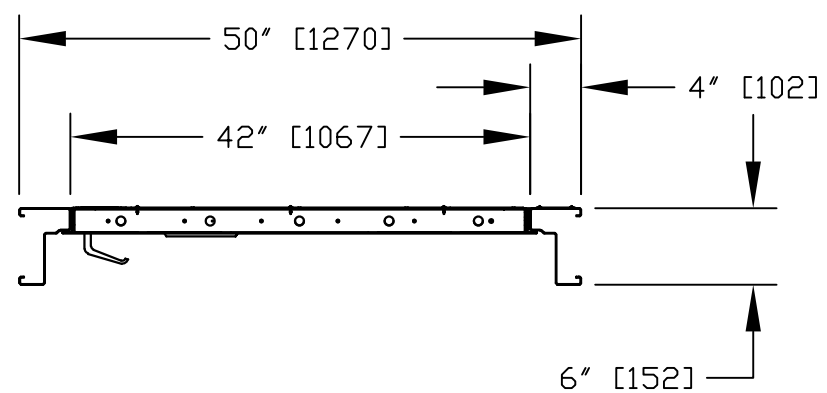

HORIZONTAL SECTION

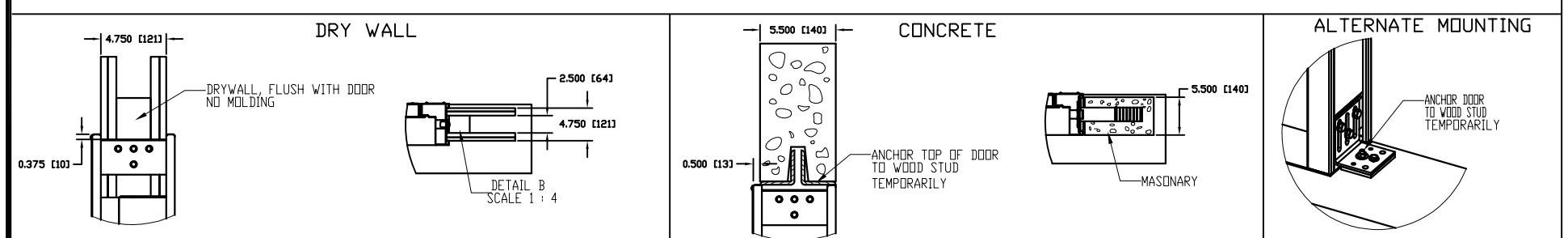

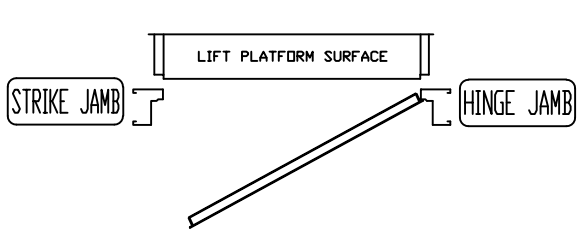

LEFT HAND SWING

PRODOOR 42"
MANUAL LH

CUSTOMER:	DATE: MM/DD/YY
PROJECT:	REVISION DATE: 10/12/22
ADDRESS:	COMPLETED BY: SYED
	1

Part No.

Variant No.

savaria™

JOB No. JOB NUMBER

SHEET No. 1 OF 1