

PROVISION BY OTHERS ALL DOORS

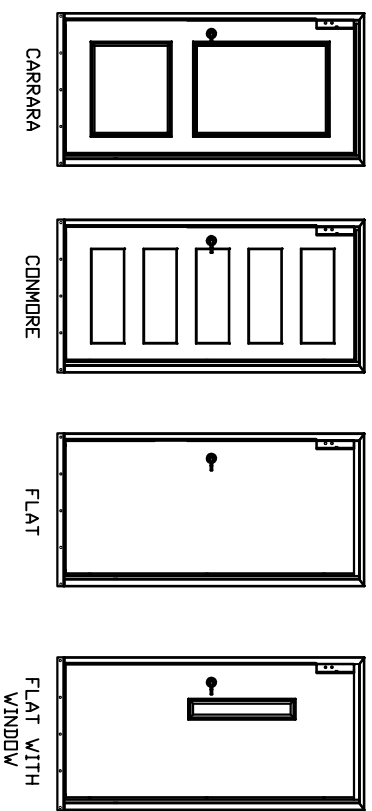
- DRYWALL OR PARGING AROUND DOOR
- FRAMES AROUND DOOR SHALL BE WOOD CONSTRUCTION WITH ALL EDGES AND JOINTS SANDED TO A SMOOTH, - FINAL PAINT
- FINISH MOLDING AROUND DOOR FRAME
- SEE DATASHEET OF THE INSTALLATION DRAWING FOR LANDING ENTRANCE SCHEDULE.

ADD. PROVISION FOR DOOR SLAB BY OTHERS

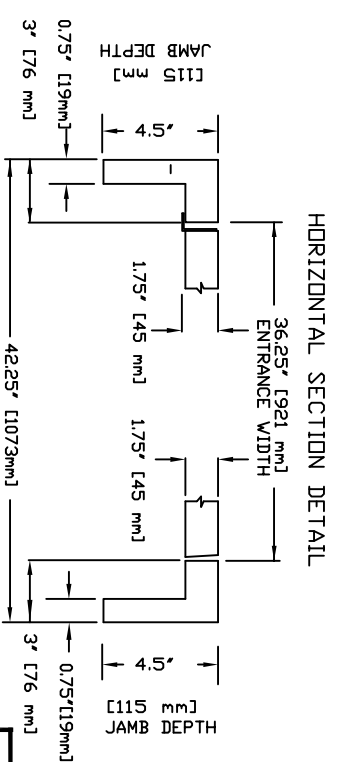
- DOOR SHALL BE SOLID-CORE, SWINGING TYPE
- 1.75 THICK, 36\"/>

NOTE: ALL INFORMATIONS IS SUBJECT TO CHANGE.

DOOR PANEL TYPE

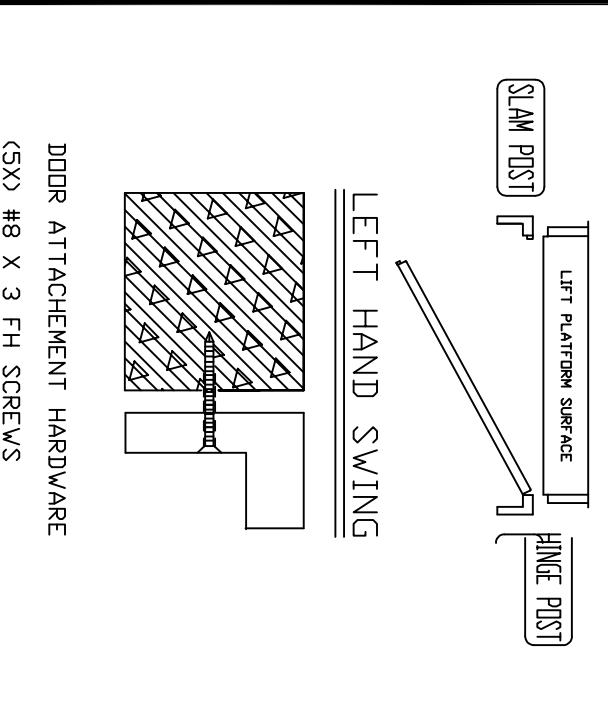


DOOR BY OTHERS



DOOR SLAB HINGE PATTERN

CUT OUT LIST IN PROVISION BY OTHERS :-
 1- HINGE CUT OUT
 2- EMERGENCY LEVER CUT OUT FOR PORTA-LOCK



36X80" AUTO WOODEN LH DOOR

CUSTOMER: _____
 PROJECT: _____
 ADDRESS: _____

DATE: MM/DD/YY
 REVISION DATE: MM/DD/YY
 COMPLETED BY: _____

Part No. _____
 Variant No. _____

savarida

JOB No. _____ SHEET No. _____
 JOB NUMBER 1 OF 1