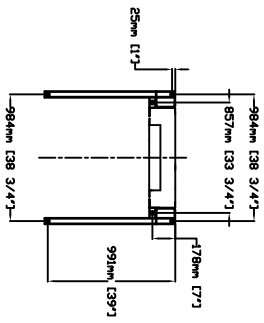


M1504 TOP VIEW TYPE-2

ANCHOR POINTS



FORCES

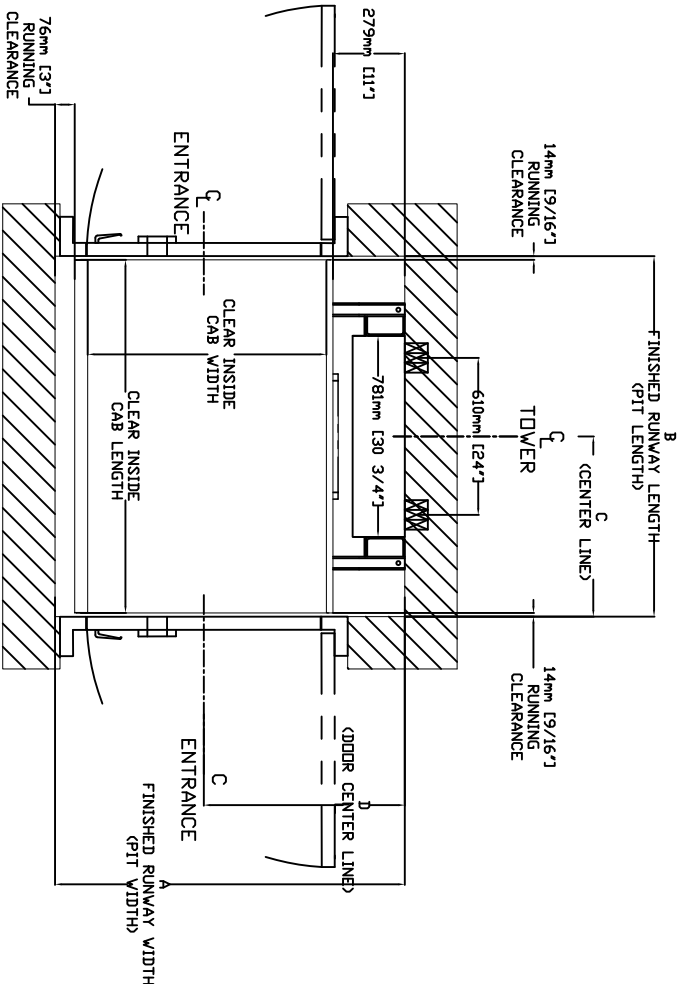
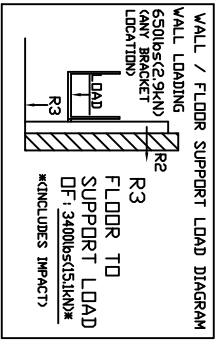
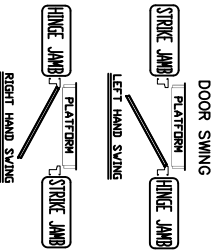
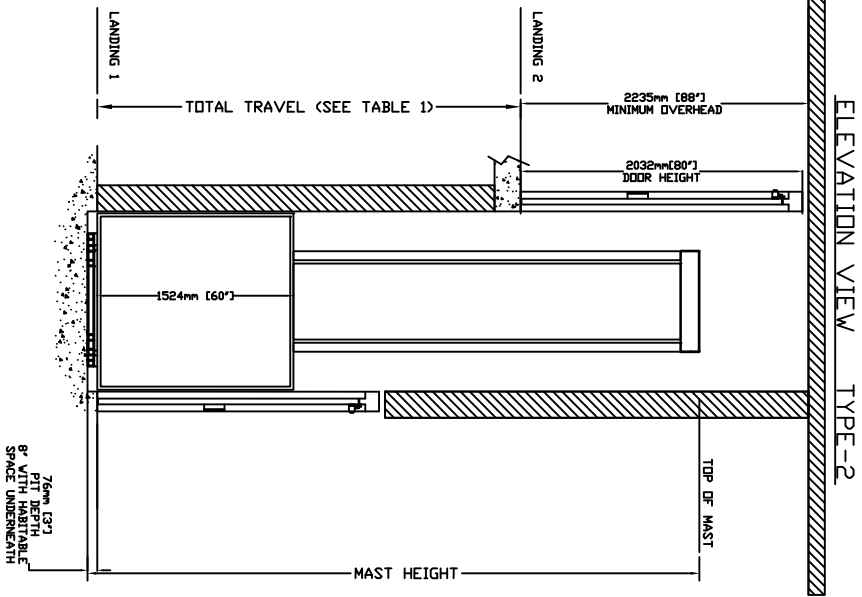
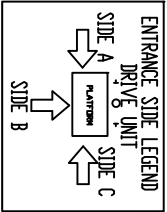


TABLE 2- HOISTWAY DIMENSION

CLEAR INSIDE CAB WIDTH	CLEAR INSIDE CAB LENGTH	A		B		C		D			
		mm	Inches	mm	Inches	mm	Inches	mm	Inches		
914	36	1372	54	1346	53	1400	55 1/8	700	27 9/16	762	30
1067	42	1524	60	1489	59	1553	61 1/8	776	30 9/16	828	33
1219	48	1524	60	1651	65	1553	61 1/8	776	30 9/16	914	36



MAST HEIGHT DIMENSIONS VARY WITH TRAVEL

THE INFORMATION ENCLOSED HEREIN IS THE EXCLUSIVE PROPERTY OF **savaria** AND MAY NOT BE COPIED OR DISSEMINATED WITHOUT WRITTEN CONSENT.

CUSTOMER: _____ PROJECT: _____ LOCATION: _____ DATE: 9/29/2015 SCALE: 1:1 REVISION: 000

TITLE: M1504 TYPE - 2 DRAFTER: GZ SHEET 1 OF 1 DRAWING NO: M1504 PLUS HOISTWAY